

HORIZONTAL ROTARY TABLE

HR

Horizontal CNC Rotary Table

- ◆ High accuracy and worm wheel provides long term duration.
- ◆ High rigidity and allows heavy loads.
- ◆ Hydraulic brake system provides long term duration.
- ◆ The interface can be made to a customer's design.



Model No. : **HR-1416**

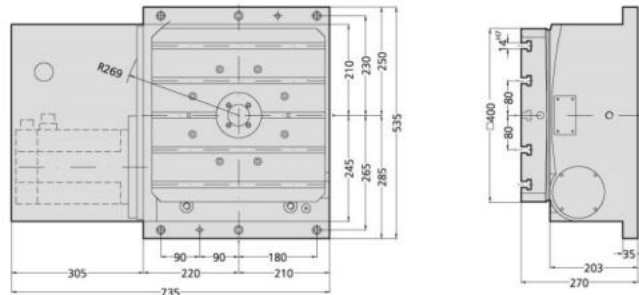
Horizontal CNC Rotary Table
Table Size 1400 X 1600

HORIZONTAL ROTARY/INDEX TABLE

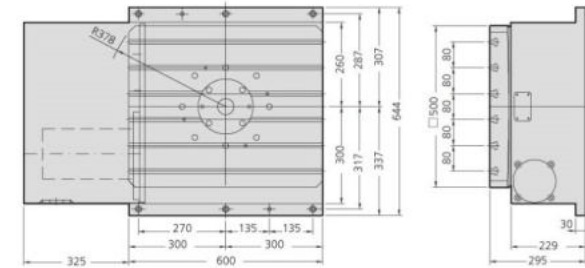
Item/Model No.		HR-400	HR-500	HR-630	HR-800	HR-1000
Table Dimension	mm / inch	400X400/15.75	500X500/19.69	630X630/24.80	800X800/31.50	1000X1000/39.37
Rounded Corners	mm / inch	φ 540/21.26	φ 756/29.76	φ 800/31.50	φ 1037/40.83	φ 1345/52.95
Overall Height	mm / inch	270/10.63	295/11.61	360/14.17	360/14.17	390/15.35
Width of T Slot	mm	14 ^{H7}	14 ^{H7}	18 ^{H7}	22 ^{H7}	22 ^{H7}
Servo Motor Type	FANUC	α 12i	α 12i	α 22i	α 22i	α 30i
	MITUBISHI	HF-203	HF-203	HF-353	HF-353	HF-453
	SIEMENS	1FK7083	1FK7083	1FK7101	1FK7101	1FK7103
	HEIDENHAIN	QSY155B	QSY155B	QSY155D	QSY155D	QSY190C
Total Reduction Ratio		1:180	1:180	1:180	1:180	1:240
MIN. Increment	deg	0.001°	0.001°	0.001°	0.001°	0.001°
MAX. Rotation Speed (Max 2000 RPM)	RPM	11.1	11.1	11.1	11.1	8.3
Indexing Accuracy	sec	15"	15"	15"		
Repeatability Accuracy	Unidirectional	4"	4"	4"	refer to p.55	refer to p.55
	Bidirectional	8"	8"	8"		
Clamping Capacity (Hydraulic 20 kg/cm ²)	kgf	2500	3500	4500	5500 (Hydraulic 35kg/cm ²)	7500 (Hydraulic 35kg/cm ²)
Driving Torque	kgf · m	180	230	320	380	480
MAX. Work Load	kg	500	600	1200	3000	5000
N.W	kg	300	380	860	1200	2000

◆ GANRO has right to revise the above specifications. We also can revise the specifications for customers' special requirement.

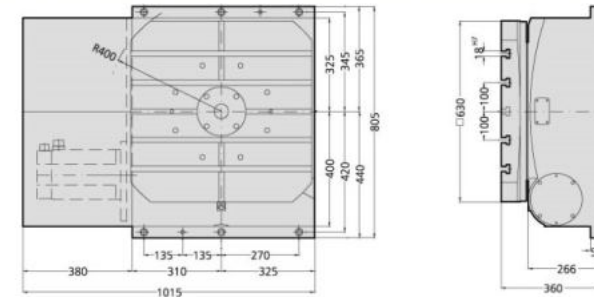
HR-400



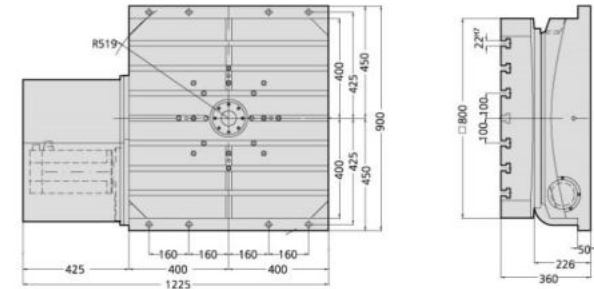
HR-500



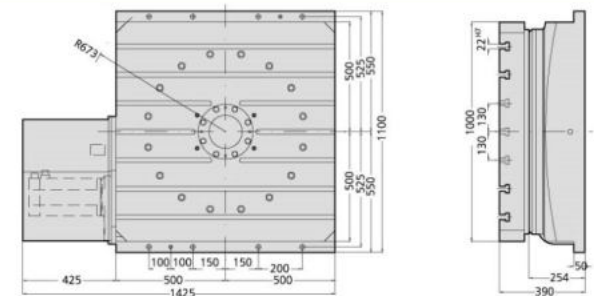
HR-630



HR-800



HR-1000

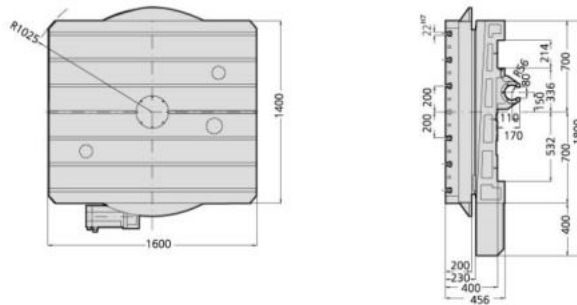


★ The size of motor metal sheet will change in accordance with real use of brand and model.

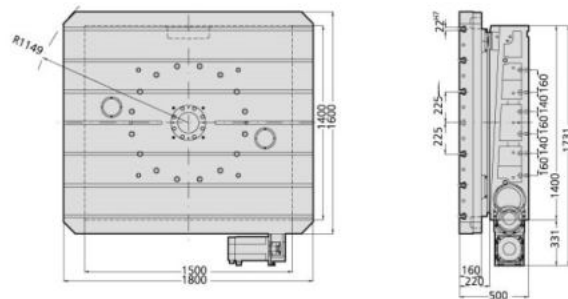
Item/Model No.		HR-1416	HR-1618	HR-1820	HR-2000	HR-2500
Table Dimension	mm/inch	1400x1600/55.12x62.99	1600x1800/62.99x70.87	1800x2000/70.87x78.74	2000x2000/78.74	2500x2500/98.43
Rounded Corners	mm/inch	φ 2050/80.71	φ 2300/90.55	φ 2582/101.65	φ 2600/102.36	φ 3130/123.23
Overall Height	mm/inch	456/17.95	500/19.69	580/22.83	600/23.62	700/27.56
Width of T Slot	mm	22 [#]	22 [#]	28 [#]	28 [#]	28 [#]
Servo Motor Type	FANUC	α 30i	α 40i	α 40i	α 40i	α 40i
	mitsubishi	HF-453	HF-703	HF-703	HF-703	HF-703
	SIEMENS	1FK7103	1FK7105	1FK7105	1FK7105	1FK7105
	HEIDENHAIN	QSY190C	QSY190F	QSY190F	QSY190F	QSY190F
Total Reduction Ratio		1:720	1:720	1:720	1:720	1:720
MIN. Increment	deg	0.001°	0.001°	0.001°	0.001°	0.001°
MAX. Rotation Speed (Max:2000 RPM)	RPM	2.7	2.7	2.7	2.7	2.7
Indexing Accuracy	sec					
Repeatability Accuracy	Unidirectional	refer to P.55	refer to P.55	refer to P.55	refer to P.55	refer to P.55
	Bidirectional					
Clamping Capacity (Hydraulic:35kg/cm ²)	kgf	10000	12000	14000	16000	21000
Driving Torque	kgf·m	650	750	850	1000	1500
MAX. Work Load	kg	7000/10000	15000	20000	25000	30000
N.W.	kg	4000	5500	8000	8800	11500

◆ GANRO has right to revise the above specifications. We also can revise the specifications for customers' special requirement.

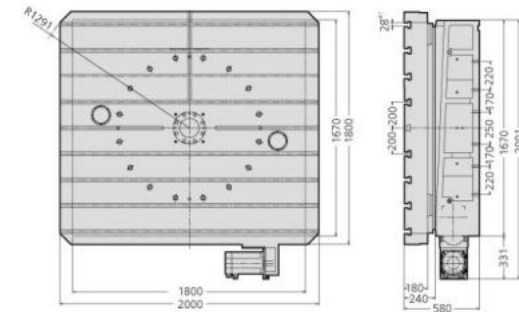
HR-1416



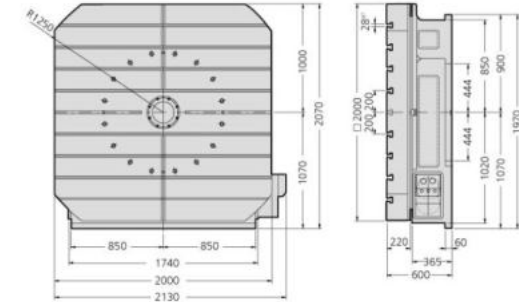
HR-1618



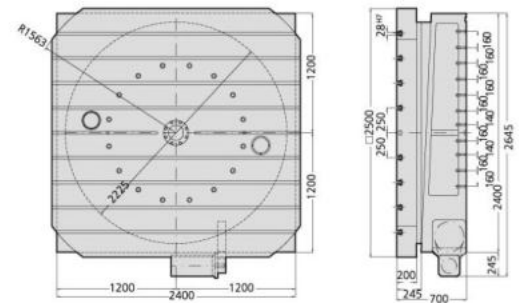
HR-1820



HR-2000



HR-2500



★ The size of motor metal sheet will change in accordance with real use of brand and model.