

# CNC ROTARY TABLE

# TR

## CNC Tilting Rotary Table-Cradle Type

- ◆ High accuracy and worm wheel provides long term duration.
- ◆ High rigidity and allows heavy loads.
- ◆ The working space is 1.3 times larger than old model.
- ◆ Can be operated by 4th axis and 5th axis controller.



Model No. : TR-322

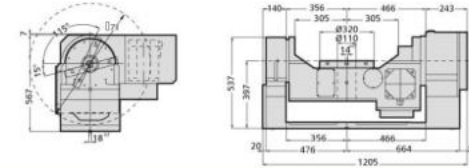
CNC Tilting Rotary Table  
Table Dia. |

TILTING ROTARY TABLE

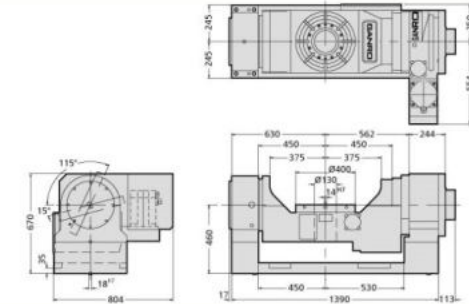
Item/Model No.		TR-322	TR-402	TR-502	TR-632
Diameter of Table	mm/inch	φ 320/12.60	φ 400/15.75	φ 500/19.69	φ 630/24.80
Diameter of Thru-hole	mm/inch	φ 110/4.33	φ 130/5.12	φ 180/7.09	φ 254/10.00
Center Height in Vertical	mm/inch	397/15.63	460/18.11	500/19.69	535/21.06
Overall Height in Vertical	mm/inch	574/22.60	670/26.38	760/29.92	860/33.86
Width of T Slot	mm	14 <sup>H7</sup>	14 <sup>H7</sup>	18 <sup>H7</sup>	18 <sup>H7</sup>
Width of Guide Block	mm	18 <sup>H7</sup>	18 <sup>H7</sup>	18 <sup>H7</sup>	18 <sup>H7</sup>
Axis		Rotating Axis : Tilting Axis	Rotating Axis : Tilting Axis	Rotating Axis : Tilting Axis	Rotating Axis : Tilting Axis
Clamping Torque (Hydraulic : 20kg/cm <sup>2</sup> )	kg · f	142 / 190	184 / 209	250 / 335	700 / 725
	FANUC	α 121 / α 121	α 121 / α 221	α 221 / α 221	α 221 / α 221
	MITSUBISHI	HF-203 / HF-203	HF-203 / HF-353	HF-353 / HF-353	HF-353 / HF-353
Servo Motor Type	SIEMENS	1FK7083 / 1FK7083	1FK7101 / 1FK7101	1FK7101 / 1FK7101	1FK7101 / 1FK7101
	HEIDENHAIN	QSY155B / QSY155B	QSY155B / QSY155D	QSY155D / QSY155D	QSY155D / QSY155D
Total Reduction Ratio		1:90 / 1:180	1:90 / 1:180	1:180 / 1:360	1:180 / 1:360
MIN. Increment	deg	0.001° / 0.001°	0.001° / 0.001°	0.001° / 0.001°	0.001° / 0.001°
MAX. Rotation Speed (Motor 2000 RPM)	RPM	22.2 / 11.1	22.2 / 11.1	11.1 / 5.6	11.1 / 5.6
Indexing Accuracy	sec	15° / 30°	15° / 30°	15° / 30°	15° / 30°
Repeatability	sec	4°	4°	4°	4°
Accuracy	sec	8°	8°	8°	8°
Tilting Degree	deg	-15° ~ 115°	-15° ~ 115°	-15° ~ 115°	-15° ~ 115°
MAX. Work Load	kg	200	300	410	560
	kgf	20	30	41	56
	kgf · m	37.5	60	130	205
MAX. Thrust Load	kgf · m	35	50	100	170
Driving Torque	kgf · m	26	32	65	100
N.W.	kg	900	1200	1600	2935

- ◆ GANRO has right to revise the above specifications. We also can revise the specifications for customers' special requirement.
- ◆ 1. Up, backside and left cable outlet is available 2. Standard accessories: eye bolts, fixture blocks 3. Suitable tailstocks refer to p.52
- 4. Suitable controllers refer to p.56 5. Base plate is optional.

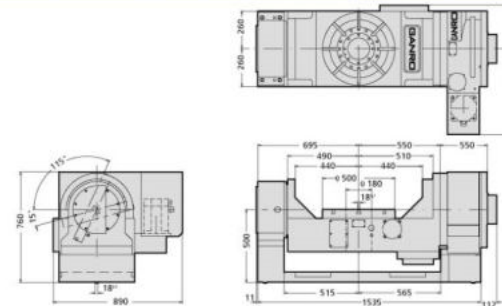
### TR-322



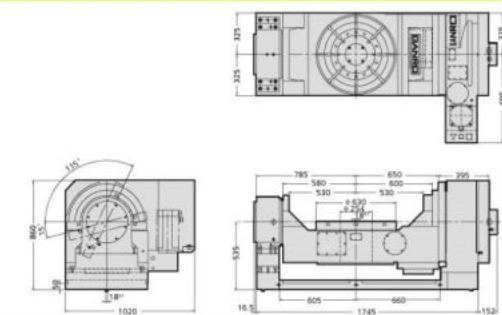
### TR-402



### TR-502



### TR-632



★ The size of motor metal sheet will change in accordance with real use of brand and model.